

Vietnam Post and Telecommunications Group
COKYVINA JOINT STOCK COMPANY

CONSOLIDATED FINANCIAL STATEMENTS
COKYVINA
QUARTER 1/2026

HANOI T04,2026

CONSOLIDATED FINANCIAL STATEMENT REPORT

As of March 31, 2026

Unit: VND

No.	ITEMS	Code	Note	End of term	Beginning of term
	CURRENT ASSETS				
A.	CURRENT ASSETS(100 = 110+120+130+140+150)	100		121.523.886.283	114.880.952.695
I.	Cash and cash equivalents	110	V.01	42.276.719.948	38.009.288.488
1	Cash	111		33.276.719.948	29.009.288.488
2	Cash equivalents	112		9.000.000.000	9.000.000.000
II.	Short-term financial investments	120		-	-
1	Trading securities	121	V.02a	-	-
2	Provision for decrease in value of trading securities	122		-	-
3	Investments held to maturity	123		-	-
III.	Short-term receivables	130		71.592.084.572	67.980.716.549
1	Short-term receivables from customers	131	V.03	42.044.055.595	48.468.865.805
2	Short-term repayments to suppliers	132	V.04	8.607.308.806	4.991.890.114
3	Short-term inter-company receivables	133		-	-
4	Receivable according to construction contract plan progress	134		-	-
6	Other short-term receivables	135	V.05	28.389.913.434	21.969.153.893
7	Shortage of assets awaiting resolution	136		(7.449.193.263)	(7.449.193.263)
8	Shortage of assets awaiting resolution	137		-	-
IV.	Inventories	140	V.06	5.713.386.212	7.210.048.627
1	Inventories	141		5.813.971.518	7.310.633.933
2	Provision against devaluation of inventories	142		(100.585.306)	(100.585.306)
V.	Other current assets	160		1.941.695.551	1.680.899.031
1	Short-term deferred costs	161		1.871.466.100	1.456.142.373
2	Deductible VAT	162		65.261.617	198.632.631
3	Taxes and other revenues to the state	163	V.07	4.967.834	26.124.027
4	Purchase and resale of government bonds	164		-	-
5	Other short-term assets	165		-	-
B.	NON-CURRENT ASSETS (200=210+220+240+250+260)	200		46.156.866.175	48.015.682.022
I.	Long - terms receivables	210	V08	2.000.000.000	2.000.000.000
1	Long-term trade receivables	211		-	-
2	Long-term advances to supplies	212		-	-
3	Operating capital provided to affiliates	213		-	-
4	Long-term inter-company receivables	214		-	-
6	Other long-term receivables	215		2.000.000.000	2.000.000.000
7	Provision for doubtful long-term receivables	216		-	-
II.	Fixed assets	220		26.654.713.291	28.016.911.890
1	Tangible fixed assets	221	V.09	18.451.262.041	19.813.460.640
-	Cost	222		102.531.183.434	102.531.183.434
-	Accumulated Depreciation	223		(84.079.921.393)	(82.717.722.794)
2	Intangible fixed assets	224		-	-
-	Cost	225		-	-
-	Accumulated Amortization	226		-	-
3	Investment property	227	V.10	8.203.451.250	8.203.451.250
-	Cost	228		8.203.451.250	8.203.451.250



No.	ITEMS	Code	Note	End of term	Beginning of term
-	Accumulated Depreciation	229		-	-
III.	Investment property	240		-	-
-	Cost	241		-	-
-	Accumulated Depreciation	242		-	-
IV.	Long-term assets in progress	250		-	-
1	Long-term work in progress	251		-	-
2	Construction in progress	252		-	-
V.	Long-term financial investments	260	V.02b	13.998.532.086	13.998.532.086
1	Investments in subsidiaries	261		-	-
2	Investments in joint ventures and associates	262		-	-
3	Investments in other units	263		24.188.455.000	24.188.455.000
4	Provisions for long-term financial investments	264		(10.189.922.914)	(10.189.922.914)
5	Investments held to maturity	265		-	-
VI	Other long-term assets	270		3.503.620.798	4.000.238.046
1	Long-term deferred costs	271		2.749.096.921	3.245.714.169
2	Deferred income tax assets	272		754.523.877	754.523.877
3	Long term equipment, supplies and spare parts	273		-	-
4	Other long-term assets	274		-	-
	TOTAL ASSETS (280 = 100+200)	280		167.680.752.458	162.896.634.717
	LIABILITIES	Code	Note	End of term	Beginning of term
A.	LIABILITIES (300=310+330)	300		89.231.840.387	85.480.745.415
I.	Current liabilities	310		82.823.658.417	79.643.653.445
1	Short-term trade accounts payable	311	V11	27.106.537.520	28.959.392.142
2	Short-term advances from customers	312		6.317.297.451	4.633.173.047
3	Dividends and profits must be paid.	313			
4	Taxes and other payables to State	314	V12	5.488.654.890	5.367.484.230
5	Short-term payables to employees	315		5.125.315.417	4.142.382.438
6	Short-term accrued expenses	316	V13	5.676.693.034	4.490.676.288
7	Short-term inter-company payables	317		-	-
8	Payable according to construction contract plan progress	318		-	-
9	Short-term deferred revenue	319	V18	1.014.641.301	893.257.301
10	Other current payables	320	V14	30.436.003.558	29.436.715.003
11	Short-term loans and financial leases	321	V15	-	-
12	Provision for short term payables	322	V16	1.333.608.660	1.186.636.410
13	Bonus and welfare funds	323		324.906.586	533.936.586
14	Transactions to buy and sell Government bonds	325		-	-
II.	Long - term liabilities	330		6.408.181.970	5.837.091.970
1	Long-term trade accounts payable	331		-	-
2	Long-term advances from customers	332		-	-
3	Taxes and long-term government payments	333			
4	Long-term accrued expenses	334		-	-
5	Internally payable business capital	335		-	-
6	Long-term inter-company payables	336		-	-
7	Short-term and long-term revenue pending allocation.	337	V18	1.286.730.000	1.715.640.000
8	Other long-term payables	338	V.17	-	-
9	Long-term loans and financial leases	339	V.17	3.950.000.000	2.950.000.000
10	Deferred income tax	342		-	-
11	Provision for long-term payables	343	V.16	1.171.451.970	1.171.451.970
12	Scientific and technological development fund	344		-	-
B.	EQUITY (400=410+430)	400		78.448.912.071	77.415.889.302



No.	ITEMS	Code	Note	End of term	Beginning of term
I.	Owner's equity	410	V.19	78.448.912.071	77.415.889.302
1	Paid-in capital	411		40.500.000.000	40.500.000.000
2	capital surplus	412		20.354.652.347	20.354.652.347
3	Other capital of owners	414		3.000.000.000	3.000.000.000
4	Shares repurchased from oneself	415		(573.800.000)	(573.800.000)
5	Differences upon asset revaluation	416		-	-
6	Exchange differences	417		-	-
7	Investment and development fund	418		8.642.975.684	8.642.975.684
8	Other equity fund	419		-	-
10	Investment and development fund	420		6.525.084.040	5.492.061.271
-	- <i>Undistributed post-tax profits accumulated by the end of the previous period</i>	420a		5.492.061.271	2.430.543.187
-	- <i>Undistributed post-tax profits of current period</i>	420b		1.033.022.769	3.061.518.084
	Total Capital Resources (400=300+400)	440		167.680.752.458	162.896.634.717

Hanoi, April 20, 2026

Preparer




Vu Thi Kim Thoa

Financial Accounting Manager

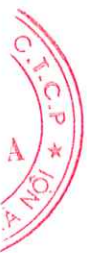


Ngo Thi Thanh Loan

General Director

Ly Chi Duc



SUMMARIZED INCOME STATEMENT

Unit: VND


No.	ITEMS	Code	Note	First Quarter of 2026	First Quarter of 2025	Cumulative number from the beginning of the year to the end of the first quarter of 2026	Cumulative number from the beginning of the year to the end of the first quarter of 2026
1	Revenues from sales and services rendered	1		44.232.448.941	102.438.628.366	44.232.448.941	102.438.628.366
2	Revenue deductions	2		0	0	0	0
3	Net revenues from sales and services rendered (10= 01-02)	10	VI.22	44.232.448.941	102.438.628.366	44.232.448.941	102.438.628.366
4	Cost of goods sold	11	VI.23	30.143.231.470	91.179.568.793	30.143.231.470	91.179.568.793
5	Gross revenues from sales and services rendered (20 = 10-11)	20		14.089.217.471	11.259.059.573	14.089.217.471	11.259.059.573
6	Profit/loss from the sale and liquidation of investment properties.						
7	Financial income	21	VI.24	345.883.129	86.680.143	345.883.129	86.680.143
8	Financial expenses	22	VI.25	8.728.693	245.746.537	8.728.693	245.746.537
	<i>In which: borrowing costs</i>	23		0	0	0	0
9	Selling expenses	24		10.332.248.084	8.354.743.057	10.332.248.084	8.354.743.057
10	General and administration expenses	25		2.788.537.264	2.166.469.215	2.788.537.264	2.166.469.215
11	Net profit from operating activities (30=20+21+22-(24+25+26))	30		1.305.586.559	578.780.907	1.305.586.559	578.780.907
12	Other income	31		3.724.253	35.595.837	3.724.253	35.595.837
13	Other expenses	32		7.208.433	8.229.604	7.208.433	8.229.604
14	Other profits (40=31-32)	40	VI.26	(3.484.180)	27.366.233	(3.484.180)	27.366.233
15	Total net profit before tax (50=30+40)	50		1.302.102.379	606.147.140	1.302.102.379	606.147.140
16	Current corporate income tax expenses	51	VI.27	269.079.610	121.229.428	269.079.610	121.229.428
17	Deferred corporate income tax expenses	52		-	-	-	-
18	Profit after corporate income tax (60=50-51-52)	60		1.033.022.769	484.917.712	1.033.022.769	484.917.712
19	Earnings per share (*)	60		257	121	257	121
20	Declining earnings per share (*)	70					

Preparer



Vu Thi Kim Thoa

Financial Accounting Manager



Ngo Thi Thanh Loan

Hanoi, April 20th, 2025

General Director



Ly Chi Duc

SUMMARIZED CASH FLOW STATEMENT

(Direct method)

Unit: VND

ITEMS	Cote	Note	Cumulative number from the beginning of the year to the end of the first quarter of 2025	Cumulative number from the beginning of the year to the end of the first quarter of 2024
I. Cash flow from operating activities				
1. Proceeds from sales and services rendered and other revenues	1		115.988.182.709	112.908.856.931
2. Payments for suppliers	2		(27.551.801.291)	(33.808.193.264)
3. Expenditures paid to suppliers	3		(3.236.568.838)	(55.029.672.465)
4. Borrowing costs have been paid.	4		(7.000.000)	(64.557.451)
5. Paid corporate income tax	5		(288.094.537)	(516.568.867)
6. Other proceeds from operating activities	6		52.172.082.734	73.154.299.513
7. Other expenditures operating activities	7		(134.155.252.446)	(93.677.108.192)
Net cash flows from operating activities	20		2.921.548.331	2.967.056.205
II. Cash flows from investing activities			-	-
1. Payments for acquisition, construction of fixed assets and other long-term assets	21		-	(1.348.487.273)
2. Proceeds from disposal, sales of fixed assets and other long-term assets	22		-	-
3. Cash outflow for lending, buying debt instruments of other entities	23		-	(600.000.000)
4. Cash recovered from lending, selling debt instruments of other	24		-	1.000.000.000
5. Investment in other entities	25		-	-
6. Cash recovered from investment in other entities	26		-	-
7. Interest earned, dividends and profit received	27		345.883.129	26.277.867
Net cash flows from (used in) investing activities	30		345.883.129	(922.209.406)
III. Cash flows from financing activities:			-	-
1. Sums received from issuance of shares and receipt from contributions of the owners	31		-	-
2. Repayment of contributions to owners, repurchase of stock issued	32		-	-
3. Proceeds from borrowings	33		1.000.000.000	10.679.283.188
4. Money received from borrowing	34		-	(5.200.000.000)
5. Loan principal repayment	35		-	-
6. Dividends and profits paid	36		-	-
Net cash flows from financial activities	40		1.000.000.000	5.479.283.188
Net cash flows in the period (50=20+30+40)	50		4.267.431.460	7.524.129.987
Cash and cash equivalents at beginning of period	60		38.009.288.488	29.399.687.567
The impact of changes in foreign currency exchange rates	61		-	-
Cash and cash equivalents at end of period (70=50+60+61)	70		42.276.719.948	36.923.817.554

Preparer



Vu Thi Kim Thoa


Financial Accounting Manager



Ngo Thi Thanh Loan

Hanoi, April 20, 2026

General Director




Ly Chi Duc

NOTES TO THE FINACIAL STATEMENTS
QUARTER I/2026

I. Characteristics of company

1. Form of capital ownership: 49% State capital.
2. Business fields: Trading, manufacturing, importing and exporting postal and telecommunications equipment and materials...
3. Business lines
4. Characteristics of the enterprise's operations in the fiscal year that affect the financial statements:
 - Price fluctuations in domestic and international markets

II. Accounting period, currency used in accounting

1. Accounting period: begins on January 1 and ends on December 31 every year
2. Currency used in accounting: VND.

III. Applicable accounting standards and regimes

1. Applicable accounting regime: Attached with Circular No. 99/2025/TT-BTC dated October 27, 2025 of the Minister of Finance
2. Declaration of compliance with Accounting Standards and Accounting Regimes.
3. Applicable accounting form: Diary - Documents.

IV. Applicable accounting policies

1. Principles for recording cash and cash equivalents.
2. Method of converting other currencies to currencies used in accounting.
 - Principle of recording inventory: according to actual purchase price.
 - Inventory value calculation method: Weighted average.
 - Inventory accounting method: regular declaration.
 - Method of setting up provisions for devaluation of inventory.
3. Principles for recognition and depreciation of fixed assets and investment real estate:
 - Principle of recording fixed assets (tangible, intangible, finance lease): according to actual purchase price.
 - Method of depreciation of fixed assets (tangible, intangible, financial lease): according to Decree ND/59-CP.
4. Principles for recording and depreciating investment real estate
 - Principles for recording investment real estate.
 - Depreciation method for investment real estate.
5. Principles for recording financial investments.
 - Investments in subsidiaries, affiliated companies...
 - Short-term securities investments.
 - Other short-term and long-term investments.
 - Method of setting up provisions for short-term and long-term investment price reduction.
6. Principles for recording and capitalizing borrowing costs:
 - Principles for recording borrowing costs.
 - Capitalization rate is used to determine borrowing costs capitalized during the period.
7. Principles for recording and capitalizing other expenses.
 - Prepaid fees.
 - Chi phí khác.
 - Method of allocating prepaid expenses.
 - Method and time of allocation of goodwill.



8. Principles for recording payable expenses.
9. Principles and methods for recording provisions for payables.
10. Principles for recording equity:
 - Principles for recording owner's investment capital, share capital surplus, and other capital.
 - Principles for recording differences in asset revaluation.
 - Principles for recording exchange rate differences.
 - Principles for recording undistributed profits.
11. Principles and methods of recording revenue.
 - Revenue from sales of goods
 - Revenue from service provision.
 - Revenue from financial activities.
 - Revenue from selling finished products
12. Principles and methods of recording financial expenses.
13. Principles and methods for recording current corporate income tax expenses and deferred corporate income tax expenses.
14. Foreign exchange risk provisions.
15. Other accounting principles and methods.

V. Additional information for items presented in the Balance Sheet

01- Money	End of term	Beginning of term
- Cash	1.842.667.590	1.239.536.813
- Bank deposits	31.434.052.358	27.769.751.675
- Cash equivalents	9.000.000.000	9.000.000.000
Total	42.276.719.948	38.009.288.488
02- Financial investments	End of term	Beginning of term
a/ /Investment held until maturity		0
- Term deposits	0	0
Trading securities	0	0
Total	0	0
b/ Other long-term financial investments:	End of term	Beginning of term
- Investing capital in other units	24.188.455.000	24.188.455.000
- Invest in joint ventures and affiliated companies	0	0
- Invest in bills and promissory notes	0	0
- Long-term financial investment provisions	(10.189.922.914)	(10.189.922.914)
- Bonds	0	0
Total	13.998.532.086	13.998.532.086
- Receivables from short-term customers	42.044.055.595	48.468.865.805
Total	42.044.055.595	48.468.865.805
<i>In which: customer receivables are related parties</i>	<i>26.874.818.181</i>	<i>25.351.216.906</i>
<i>(cdetails in note no VII.4)</i>		
04- Short-term advance payments to sellers	End of term	Beginning of term
- Short-term advance payments to sellers	8.607.308.806	4.991.890.114
Total	8.607.308.806	4.991.890.114
05- Other short-term receivables	End of term	Beginning of term
- Sign bets. Short-term deposit	7.149.983.001	7.179.603.476
- Advance	3.878.045.108	1.602.010.384
- Accumulated deposit interest	28.159.759	175.206.797
- Other receivables	17.333.725.566	13.012.333.236
Total	28.389.913.434	21.969.153.893

In which: other receivables are related parties

(cdetails in note no VII.4)

	End of term	Beginning of term
06- Inventory		
- Commodity on the road	0	0
- Raw materials and materials	3.658.287.392	3.239.125.330
- Tools and utensils	0	0
- Expenses for production and unfinished business	1.013.980.450	767.641.848
- Products	82.373.113	82.989.620
- Commodity	1.059.330.563	3.220.877.135
- Provision for reduction in inventory prices	(100.585.306)	(100.585.306)
Total	5.713.386.212	7.210.048.627

* The book value of inventory used as collateral or pledge to secure payable debts.

* Reversal value of provisions for inventory devaluation during the year.

* Circumstances or events that lead to additional deductions or reversals of provisions for inventory

	End of term	Beginning of term
07- Taxes and State receivables		
- Export tax. Import	0	0
- Personal income tax	4.026.244	4.026.244
- Corporate income tax	0	0
- Other amounts receivable from the State	941.590	22.097.783
Total	4.967.834	26.124.027

	End of term	Beginning of term
08- Other long-term receivables		
- Deposit, long-term deposit	2.000.000.000	2.000.000.000
- Entrusted monies	0	0
- Loans without interest	0	0
- Other long-term receivables	0	0
Cộng	2.000.000.000	2.000.000.000

09 - Increase or decrease in tangible fixed assets:

Items	Buildings and Structures	Means of transport and transmission	Machinery, equipment and management equipment	Total
Original cost of tangible fixed assets				
Year-begin balance	25.392.600.704	72.292.501.885	4.846.080.845	102.531.183.434
- Purchased during the year	-	-	-	-
- Basic construction investment completed				
- Other monks				
- Switch to tools and instruments				
- Liquidation and sale				
- Other reductions				
Year-end balance	25.392.600.704	72.292.501.885	4.846.080.845	102.531.183.434
Accumulated depreciation value				
Year-begin balance	18.834.322.137	59.248.146.013	4.635.254.644	82.717.722.794
- Depreciation during the year	206.052.669	1.121.235.179	34.910.751	1.362.198.599
- Other monks				
- Liquidation and sale				
- Reduced due to adjustment				

- Other reductions				-
Year-end balance	19.040.374.806	60.369.381.192	4.670.165.395	84.079.921.393
Residual value of tangible fixed assets				-
- First day of the year	6.558.278.567	13.044.355.872	210.826.201	19.813.460.640
- Last day of the year	6.352.225.898	11.923.120.693	175.915.450	18.451.262.041

10 - Increase or decrease in intangible fixed assets:

Items	Land use rights	Accounting software	Other intangible fixed assets	Total
Original cost of intangible fixed assets				
Year-begin balance	8.203.451.250	0	0	8.203.451.250
- Purchased during the year				0
- Other monks				0
- Liquidation and sale				0
- Other reductions				0
Year-end balance	8.203.451.250	0	0	8.203.451.250
Accumulated depreciation value				
Year-begin balance				0
- Depreciation during the year				0
- Other monks				0
- Liquidation and sale				0
- Other reductions				0
Year-end balance				0
Residual value of intangible fixed assets				
- First day of the year	8.203.451.250	0	0	8.203.451.250
- Last day of the year	8.203.451.250	0	0	8.203.451.250

- Remaining value at the end of the year of tangible fixed assets used as mortgage or pledge to secure loans.
- Original cost of fixed assets at the end of the year has been fully depreciated but still in use
- Original cost of fixed assets at the end of the year awaiting liquidation
- Commitments to buy and sell tangible fixed assets of great value in the future
- Other changes in tangible fixed assets
- Data explanation and other explanations.

11- Short-term payables to suppliers	End of term	Beginning of term
- Short-term payables to suppliers	27.106.537.520	28.959.392.142
Total	27.106.537.520	28.959.392.142
In which: payable to related party sellers	164.603.620	1.752.250.363

12- Taxes and amounts payable to the State	End of term	Beginning of term
- Value added tax	803.831.023	1.674.224.540
- Special consumption tax	0	0
- Import and export tax	0	0
- Corporate income tax	257.064.490	276.079.417
- Personal income tax	4.427.759.377	3.417.180.273
- Real estate tax and land rent, others	0	0
Total	5.488.654.890	5.367.484.230

13- Short-term payables	End of term	Beginning of term
- Advance payment of salary during leave	0	0
- Major repair costs of fixed assets	0	0

- Costs during downtime	0	0
- Other payable expenses	5.676.693.034	4.490.676.288
Total	5.676.693.034	4.490.676.288

14 - Other short-term payables

	End of term	Beginning of term
- Surplus assets awaiting resolution	0	0
- Trade union fees	2.450.915.387	2.298.525.152
- Social insurance	783.758.927	649.696.871
- Health insurance	118.047.493	155.530.912
- Other payables	16.278.387.971	16.278.387.971
- Social policy fund, Unemployment insurance	83.131.083	70.330.972
- Short term deposit	167.572.000	167.572.000
- Other payables	10.554.190.697	9.816.671.125
Total	30.436.003.558	29.436.715.003

15- Short term loans and debt

	End of term	Beginning of term
- Short term loan	0	0
- Long term debt due to date	0	0
Total	0	0

16 - Provisions

	End of term	Beginning of term
- Short-term warranty provisions	1.333.608.660	1.186.636.410
- Long-term warranty provisions	1.171.451.970	1.171.451.970
Total	2.505.060.630	2.358.088.380

17 - Long term loans and debt

	End of term	Beginning of term
a - Long term loans	0	0
- Bank loan	0	0
b - Long term loans	0	0
- financial lease	0	0
- Other Long term debt	3.950.000.000	2.950.000.000
Total	3.950.000.000	2.950.000.000

18- Unearned Revenue

	End of term	Beginning of term
Short-term unearned revenue	1.014.641.301	893.257.301
Long-term unearned revenue	1.286.730.000	1.715.640.000
Total	2.301.371.301	2.608.897.301

19 - Owner's capital

a- Equity fluctuation comparison table

Details	Owner's capital	Capital surplus	Treasury shares	Development Investment Fund, Financial Reserve Fund and Other Funds	Retained earnings	Total
A	1	2	3	4	5	6
Beginning of term	40.500.000.000	20.354.652.347	(573.800.000)	11.642.975.684	5.492.061.271	77.415.889.302
- Profit in term	-	-	-	-	1.033.022.769	1.033.022.769
Profits of Branch	-	-	-	-	-	-
- Reduce fund deduction	-	-	-	-	-	-
- Dividend payment in	-	-	-	-	-	-

Ending of term	40.500.000.000	20.354.652.347	(573.800.000)	11.642.975.684	6.525.084.040	78.448.912.071
----------------	----------------	----------------	---------------	----------------	---------------	----------------

b - Owner's equity details	Ending of term	Beginning of term
- State capital contribution 49%	19.845.000.000	19.845.000.000
- Capital contribution of other subjects 51%	20.655.000.000	20.655.000.000
Total	40.500.000.000	40.500.000.000

* Value of bonds converted into shares during the year

* Number of treasury shares

c - Capital transactions with owners and distribution of dividends and profits	Ending of term	Beginning of term
- Owner's equity		
+ Beginning capital contribution	0	0
+ Capital increase during the year	0	0
+ Capital contribution decreased during the year	0	0
+ Year-end capital contribution		
- Dividends, distributed profits		

d - Dividends

- Dividends declared after the end of the accounting year:

+ Dividends declared on common stock:

+ Dividends declared on preferred stock:

- Unrecorded cumulative preferred stock dividends:

d - Stocks	Ending of term	Beginning of term
- Number of shares registered for issuance	4.050.000	4.050.000
<i>Number of shares sold to the public</i>	4.050.000	4.050.000
+ Stocks	4.050.000	4.050.000
+ Preferred stock
<i>Number of shares bought back</i>	38.000	38.000
+ Common stock	38.000	38.000
+ Preferred stock
- <i>Number of shares outstanding</i>	4.012.000	4.012.000
+ Common stock	4.012.000	4.012.000
+ Preferred stock

* Par value of outstanding shares: 10,000 VND

e - Corporate funds	Ending of term	Beginning of term
- Development investment fund:	8.642.975.684	8.642.975.684
- Financial reserve fund:	0	0

*Note: According to Circular 200/2014/TT-BTC dated December 22, 2014, Enterprises do not continue to add Financial Reserve Fund. The business owner decides to transfer the balance of the Financial Reserve Fund to the Development Investment Fund.

Effective from 01/01/2015

* Purpose of setting up and using corporate funds

g - Income and expenses, gains or losses are recognized directly in Equity in accordance with the provisions of specific accounting standards

20 - Funding sources

21 - Off-balance sheet items

- Foreign currencies

EUR

122.331,68

121,909,68

USD

64.885,16

11,149,83

VI - Additional information for items presented in the Income Statement

22 - Total sales and service revenue (Code 01).

Quarter 1/2026**Quarter 1/2025****In there:**

44.232.448.941

102.438.628.366

- Revenue from sales of goods and finished

8.453.281.111

30.682.029.400

- Service revenue

35.779.167.830

71.756.598.966

- Industrial equipment revenue

0

0

Revenue deductions

0

0

Deduction from service revenue

0

0

23 - Cost of goods sold (Code 11)

Quarter 1/2026**Quarter 1/2025**

- Cost of goods and finished products

6.783.979.014

25.960.970.986

- Cost of service provision

23.359.252.456

65.218.597.807

- Provision of price reduction

0

0

- Return of provision

0

0

- Cost of industrial equipment

0

0

Total**30.143.231.470****91.179.568.793**

24 - Financial revenue (Code 22)

Quarter 1/2026**Quarter 1/2025**

- Interest on deposits and loans

163.475.882

70.806.303

- Interest on investments in bonds, promissory

0

0

- Dividends, profits shared

0

0

- Profit from selling foreign currency

0

0

- Realized exchange rate difference profit

182.407.247

15.873.840

- Unrealized exchange rate difference profit

0

0

- Deferred sales interest

0

0

- Other financial revenue

0

0

Total**345.883.129****86.680.143**

25 - Financial expenses (Code 23)

Quarter 1/2026**Quarter 1/2025**

- Loan interest

7.000.000

245.655.864

- Investment provision reversal

0

0

- Losses from liquidation of short-term and long-

0

0

- Foreign currency sales loss

0

0

- Realized exchange rate difference loss

204

90.673

- Unrealized exchange rate difference loss

4.197

0

- Provision for devaluation of short-term and long-

1.724.292

0

- Other financial costs

0

0

Total**8.728.693****245.746.537**

26- Other profits

Quarter 1/2026**Quarter 1/2025**

- Other income

3.724.253

35.595.837

- Other costs

7.208.433

8.229.604

Total**(3.484.180)****27.366.233**

27 - Current corporate income tax

Quarter 1/2026**Quarter 1/2025**

- Corporate income tax expense calculated on taxable income of the current yea

269.079.610

121.229.428

Deferred corporate income tax

-

-

VII - Other information:**Information about related parties****List of related parties with significant balances and transactions during the period**

1. Vietnam Posts and Telecommunications Group

2. Units under Vietnam Posts and Telecommunications Group, Including

Telecommunications of provinces and cities

Tổng công ty hạ tầng mạng (VNPT -Net)

Công ty công nghệ thông tin VNPT(VNPT-IT)

Bệnh viện Bưu điện

Bệnh viện Đa khoa Bưu điện

3. Subsidiaries of Vietnam Posts and Telecommunications Group, including:

Telecommunication Services Corporation (VNPT-Vinaphone)

VNPT-Media Corporation (VNPT-Media)

VNPT business centers in provinces

Fiber Optic Cable One Member Limited Company

Vietnam Post and Telecommunication Industry Technology Joint Stock Company (VNPT Technology)

Postal Printing and Telecommunication Services Joint Stock Company

Join Stock Company for Telecoms and Informatics (CTIN)

Viet Nam Optical Fiber Cable Joint Stock Company (VINA-OFC)

VINECO Telecommunication Systems Joint Stock Company

Telvina Vietnam Communication Joint Stock Company

Telecommunication Technical Service Joint Stock Company

Post and Telecommunications Construction Material Joint Stock Company

Telecommunication Project Construction Development Joint Stock Company

Advanced Network Systems VietNam Company Limited (ANSV)

Telecommunications Equipment Limited Company (TELEQ)

Post And Telecommunications Material Supply Joint Stock Company (POTMASCO)

Vung Tau Post and Telecommunications Construction Investment Joint Stock Company

Vietnam Yellow Pages Joint Stock Company

Hue Post & Telecommunication Construction & Installation Joint Stock Company

North Central of Vietnam Telecommunication Development Joint Stock Company

Hanoi Post & Telecommunication Development Investment Joint Stock Company

Da Nang Telecommunication Design Joint Stock Company

KASATI Joint Stock Company

VNPT Global HK Limited

Post And Telecommunication Equipment Joint Stock Company (POSTEF)

Smart Media Joint Stock Company (SMJ)

Post and Telecommunication Equipment Joint Stock Company (POT)

4. Related party transactions

a. Related party balances

	Ending of term	Beginning of term
Receivables from customers		
BCVTVN Group	12.772.347	10.758.160
Telecommunications of provinces under VNPT	13.959.817.442	15.415.781.518
VNPT Business Centers of provinces	140.865.658	820.575.122
Post Office Hospital	0	111.216.834
Post Office General Hospital	22.163.637	0
VNPT Information Technology Company	253.692.472	759.446.882
Telecommunications	14.965.873	121.552.320
	0	0
Services Corporation	4.147.054.953	3.321.651.571
Network Infrastructure		
Corporation	0	0
Postal Equipment Joint Stock Company - POT	678.935.543	282.261.499
VNPT AI Company - BCVTVN Group Branch	3.136.577.256	0
Công ty TNHH MTV Postef Ba Đình	4.507.973.000	4.507.973.000
total	26.874.818.181	25.351.216.906

Payable to Sellers

Ending of term

Beginning of term

Postal Materials Joint Stock Company	0	0
Lao Cai Telecommunications	40.000.000	40.000.000
BKHTCDN-CN Telecommunication Service Corporation	104.603.620	1.692.250.363
Provincial Telecommunications under VNPT	0	0
Telecom Light Electricity Investment Joint Stock Company	20.000.000	20.000.000
total	164.603.620	1.752.250.363

Hanoi, April 20, 2026

Prepaper

Vu Thi Kim Thoa

Financial Accounting Manager

Ngo Thi Thanh Loan

General Director

Ly Chi Duc

